


insight

A touring exhibition of Hermannsburg Pots

onsite activities



Super Creatures



Choose an animal from the list below and invent a creature with super powers!

budgie
blue-bird
bull
butterfly
camel
cockatoo
cow
donkey
echidna
dragon
finch
gecko
lizard
possum
owl
rabbit
horse

Create a model of your super creature or your favourite animal.

Write an 'I am' Poem

An 'I am' poem is a way to study the subject matter of a particular artwork by putting yourself in the mind's eye of one of the Hermannsburg Potters or by imagining you are the subject matter.

Think about all the different animals and images depicted on the pots. Choose one pot to focus your imagination. Reflect on the artist's ideas and intention by reading through their biography and details. Consider the characteristics that best describe either the animal or the artist.

Use your imagination to pretend you are the animal or the artist and complete the poem below:

I am...(two special characteristics) _____

I wonder...(something to be curious about) _____

I hear...(an imaginary sound) _____

I see...(an imaginary sight) _____

I want...(an actual desire) _____

I am...(repeat the first line of the poem) _____

I pretend...(something to imagine) _____

I feel...(a feeling about something imaginary) _____

I touch...(an imaginary touch) _____

I worry...(something that is bothersome) _____

I cry...(something that is very sad) _____

I am...(repeat the first line of the poem) _____

I understand...(something that is positively true) _____

I say...(something to believe in) _____

I dream...(something to dream about) _____

I try...(something to make an effort about) _____

I hope...(something to hope for) _____

I am...(repeat the first line of the poem) _____

After you have completed your poem, share it with your teacher, classmate and family.
Place into your English workbook.

Write your own Bushland Dreaming

Write a short story about the images and animals you see on your chosen pot.
Give each animal a name and include everything you see on the pot. Use your imagination to write what has happened before the painted scene and what will happen next in your story. Maybe the animal you choose has supernatural powers that can....



TITLE: _____

STORY:

A hand-drawn diagram of a water cycle on lined paper. The diagram includes clouds at the top, rain falling on the left, and snow falling on the right. Below the clouds, there are three small circles labeled 'E' representing evaporation. At the bottom, there are two curved lines representing the ground surface.

Share with your teacher, classmates and family. Place into your English workbook.

Animal Sketch-It

Choose your favourite animal from the exhibition and draw in the space below. You may like to draw more than one animal or all the animals that you can find! Think carefully about the lines you choose to describe the texture of the animal and its natural environment. What is unique about your animals?



Use the back of this sheet to write a paragraph about your drawing using as many adjectives (descriptive words) as you can. Share with a friend and place in your Visual Art Diary.

'White Cockatoo' Talk

The Arrernte speaking people occupy regions in/near to the MacDonnell Ranges west of Alice Springs. Though forming one language group, the Arrernte is divided into six sub groups and further divided into smaller dialect groups. There are approximately 1800 speakers of Eastern and Central Arrernte, making it the largest spoken language in the Arandic family, and one of the largest speaking populations of any Australian language.

Arrernte	English	Arrernte	English
Arrernte	White Cockatoo	Altyerre	The Dreamtime
Yerrampe	Honey Ant	Irrtyarte	Spear
Artnwere	Dingo	Alkwerte	Wooden Shield
Arleye	Emu	Urtne	Coolamon (dish)
Aherre	Red Kangaroo	Alye	Boomerang
Alewatyerre	Sand Goanna	Impatye	Animal Tracks
Kere antanhe	Possum	Arne	Trees
Kere inape	Echidna	Apere	River Red Gum
Atnyematye	Witchetty Grub	Tyape	Edible Grubs
Atnetye	Bush Banana	Kwatye	Water
Awele-Awele	Bush Tomato	Ure	Fire

Everyone has a Dreaming. You have your unique and special place in Altyerre (The Dreamtime) for eternal existence.

Practice learning to write Arrernte words

In the space below list which animals belong to your personal Dreaming:

Write a paragraph about your journey into the bush to find some food. Use as many words as you can in each sentence.

Share with your teacher, classmates and family and place in your English workbook.

Dreamtime Flight Map

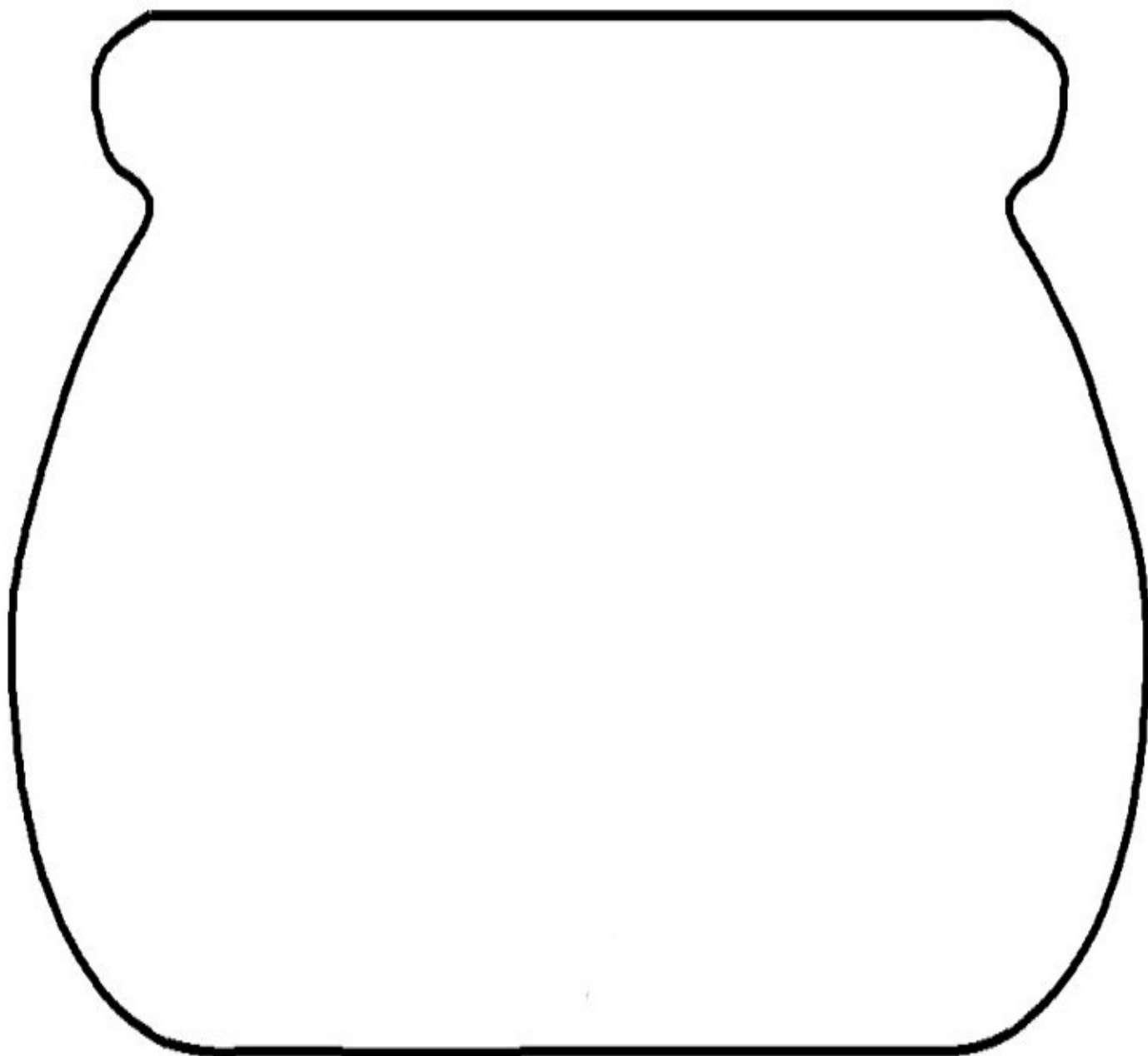
Imagine you are a bird flying high up in the sky. Maybe you're a black or white cockatoo, maybe a budgie or blue bird. Your wings are strong and you can fly long distances over the rugged ranges, through the deep gorge, resting in the tree tops and chirping by the waterhole. Draw a bird's eye map of all the different animals and landscape features that you discovered using the Aboriginal Dreamtime Symbols.



Extension: Use your map to create a painting or larger scale artwork. Place your drawing in your Visual Art Diary.

Journey Design

Design an image for your own clay pot that symbolises/ reflects your personal journey. 'Journey' could relate to your travels or illustrate a specific event that has touched you on a personal level.



On the back of this sheet write a reflective paragraph about your personal 'Journey'. Place into your Visual Art Diary.

Animal Search






























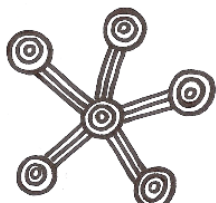
As you view the exhibition circle all the animals you meet along the way!



List five animals that are native to Australia:

List five animals that are introduced species and are not native to Australia:

Australian Aboriginal Dreamtime Symbols

				
Tracks	Kangaroo Tracks	Goanna Tracks	Emu Tracks	Animal Tracks
				
Dingo Tracks	Possum	Goanna	Star	Honey Ant
				
Ants, Fruits, Flowers or Eggs	Nest	Witchetty Grub	Snake	Travelling Sign
				
Hunting Boomerang	Spear	Coolamon	Digging or Clapping Sticks	Man
				
Woman	Person	Campsite	Campsite or Waterhole	Meeting Place
				
People sitting	Sandhill or Cloud	Smoke, waterflow, lightning or bushfire	Waterholes connected by running water	Honey Ant Site

Animal Tracking

Use the Australian Aboriginal Dreamtime Symbols sheet to identify the animals tracks.

